

Z-100, Z-150

Channel drainage for decorative surface design



- 04 ANRIN Slotted Top Systems**
Material/composition/properties
- 06 Applications**
Overview of the load classes
- 08 Slotted Top Channel Z-100**
Product specifications/accessories
- 10 Slotted Top Channel Z-150**
Product specifications/accessories
- 12 UNILINK® Joint**
Joint system/sealing technology
- 14 Example installations**
Load classes A 15, B 125, C 250, D 400

Entwässerung Fussgängerzone Soltau



ANRIN - The Drainage System

At our production and logistics centre located in Anröchte, North Rhine Westphalia, we have been developing and producing pioneering drainage channels made of resin concrete and cover gratings for all physical and artistic demands of modern channel drainage since 1972.

Thanks to our especially efficient distribution, we are able to supply any construction site in Germany in less than 48 hours as well as many other countries within just a few days. Always new, creative and patented channel and grating systems give our demanding construction managers, architects, tradesmen and specialist dealers the safe and secure feeling that they have made the right choice for the long term.

Millions of installed metres of channel and certification according to DIN EN ISO 9001 serve as assurance of the high quality of our owner-operated family company. We place a special emphasis on technical and application-based consultation, with the goal of continuously finding the best solution for your individual construction project. Put our expertise to the test and contact us.



**ANRIN slotted top systems
made of resin concrete**

The material comprised of naturally occurring mineral quartzes and resin is distinguished by its structural and environmental benefits.

In comparison with conventional, cement-bound materials, resin concrete allows for unit weights which are much easier to handle. By processing the material on the construction site, time and money are saved.



Optimised self-cleaning
with smooth-walled,
downward-flaring shaft

UNILINK® joint

The optimised **UNILINK®** joint system eliminates the traditional differentiation between the beginning and end of the channel. Elements with an equal installation height can be joined in any arbitrary direction. The symmetrically divided half-joints enable the optional sealing of the splicing. Vertically aligned grooves and springs support an efficient installation: In the process, the installation alignment can be chosen arbitrarily! The flexibility in the design and installation phases enters a new dimension with the **UNILINK®** joint!



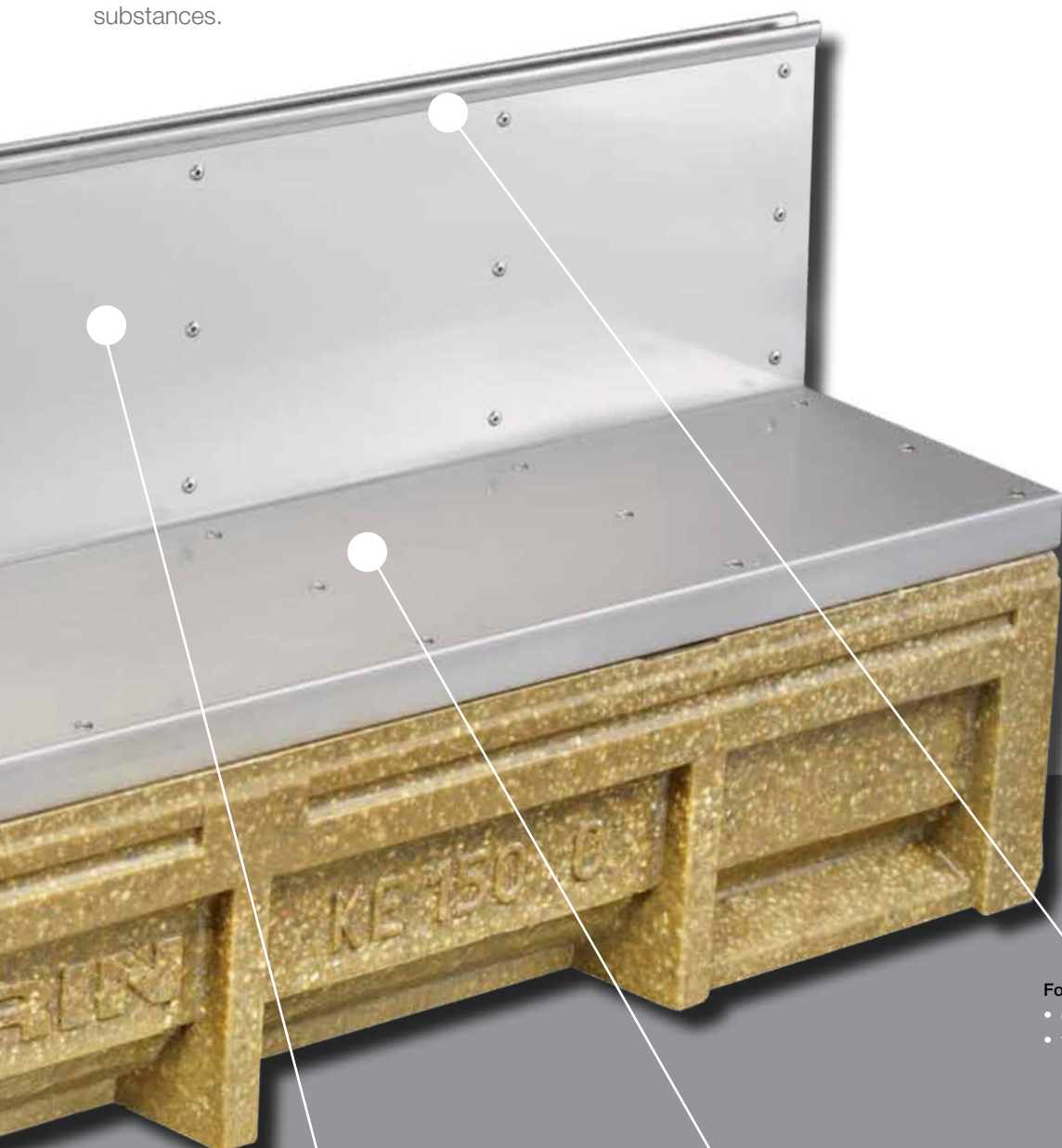
Resin concrete – technical data

- Bending tensile strength: > 22 N/mm²
- Compression strength: > 90 N/mm²
- E-module: approx. 25 kN/mm²
- Density: 2.1–2.3 g/cm³
- Water penetration depth: 0 mm

The high quality of the individual components as well as the closed material matrix make the ANRIN resin concrete impermeable to liquid and highly resistant to corrosion as well as a number of substances.

As a result, decorative surfaces can be designed which purposefully drain off rainwater and the ground water can be reliably protected against environmental pollution.

Our drainage systems (KE and SF) are tested and certified in accordance with DIN EN 1433 and KIWA BRL 5211.



Fold duplication


- outward
- for gap-free installation of the covering

Slotted tops

- Models for all load classes
A 15 - D 400
- Version in steel, stainless steel

Shaft heights
with variable adjustment
for custom surface structure
possible

Inspection tops
can be adapted to maintain
a symmetrical gap appearance



**Channel drainage
for the load classes
A 15 to D 400**

According to DIN 19580/EN 1433 "Drainage channels for vehicular and pedestrian areas", these surfaces are assigned to specific load classes depending on the use.

Then the respective appropriate ANRIN slotted top system can be selected. The following table includes a list of typical areas of application and the channel systems which can be used.

- 1 Designer Outlet Center Soltau, pedestrian zone
- 2 Designer Outlet Center Soltau, bridge area
- 3 Dingolfing, Spitalplatz
- 4 Designer Outlet Center Soltau, restaurant
- 5 Dingolfing, Spitalplatz Passage
- 6 Installation detail in paved surface




Load classes ¹	Areas of application	Z-100	Z-150
A 15 (test force 15 kN)	Cycle path and footpaths	●	●
	School yards	●	●
	Green areas, Gala-Bau	●	●
B 125 (test force 125 kN)	Walkways, pedestrian zones	●	●
	Parking lots, parking decks	●	●
	Garage entrances, courtyards	●	●
C 250 (test force 250 kN)	Road edge drainage	●	●
	Channels and shoulders	●	●
D 400 (test force 400 kN)	Roads		●
	Parking lots, federal motorway parking lots		●
	Pedestrian roads		●

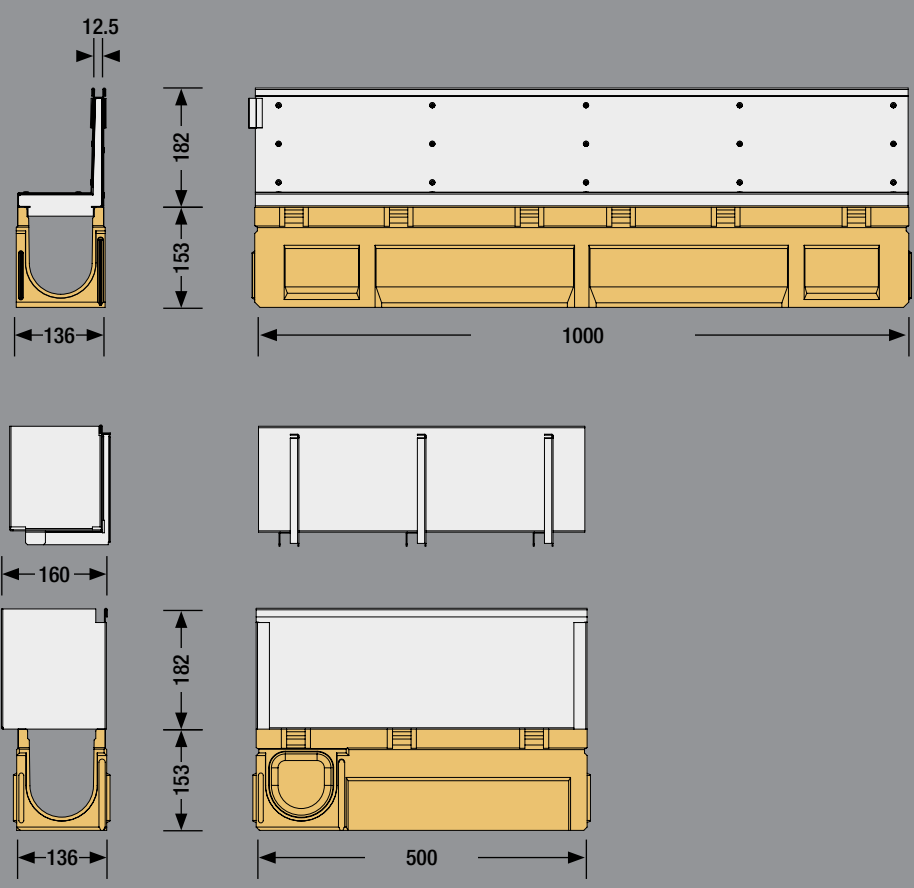
¹ according to DIN 19580



ANRIN slotted top channels
Z-100 and Z-100 stainless steel

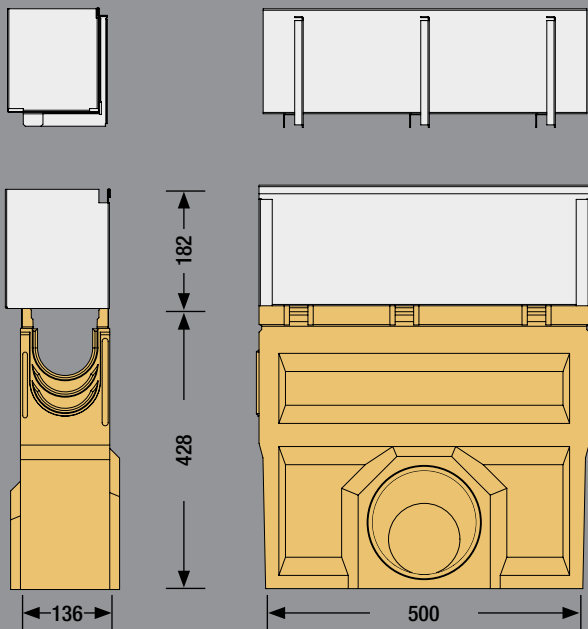


- ① **Z-100**
100 cm
- ② **Z-100**
50 cm
- ③ **Step connector**
- ④ **End cap**
with DA/OD 110 pipe socket
- ⑤ **End cap**
- ⑥ **Sump unit**
DA/OD 110 and 160 drains,
with moulded-in NBR rings,
with dirt trap bucket.



Product specifications Z-100	Lower channel section	Sump unit	Slotted top
Material	Resin concrete	Resin concrete	Galvanised/stainless steel
Length	50 cm and 100 cm	50 cm	50 cm and 100 cm
Width	13.6 cm	13.6 cm	13.6 cm and 16.0 cm
Height	15.3 cm	42.8 cm	18.2 cm
Slot width SW			1.25 cm
Shaft height SH			16.0 cm
Nominal width	100 mm	100 mm	
Load class	A 15 to C 250	A 15 to C 250	
Slope type	Constant invert		
Joint type	UNILINK® joint	UNILINK® joint	
Profile version			laterally flush slot

Product benefits	
+	optimised self-cleaning with smooth-walled, downward-flaring shaft
+	rounded stabilisation bars
+	outward fold duplication for gap-free installation of the covering
+	variable surface design
+	optimal installation with UNILINK® joint system



SERVICE

ANRIN provides custom solutions and possibilities for the contract business. Here you benefit from reliable cooperation with our technical office staff and good contact with the field staff. ANRIN is certified according to DIN EN ISO 9001.



ANRIN DIRECT CONTACT: +49 (0) 29 47.97 81-0

ANRIN slotted top channels
Z-150 and Z-150
stainless steel

①




②



③



④



⑤



①

Z-150
100 cm

②

Z-150
50 cm

③

Step connector

④

End cap
with DA/OD 110 pipe socket

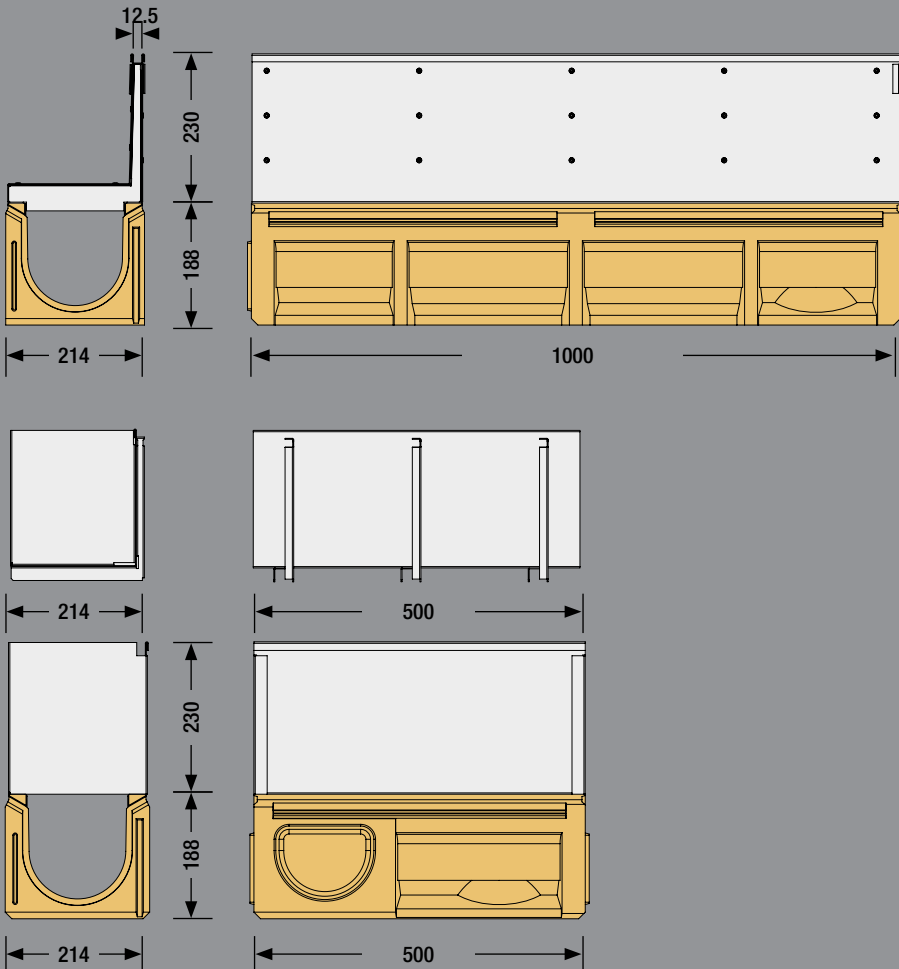
⑤

End cap

⑥

Sump unit
DA/OD 160 and 200 drains,
with moulded-in NBR rings,
with dirt trap bucket.

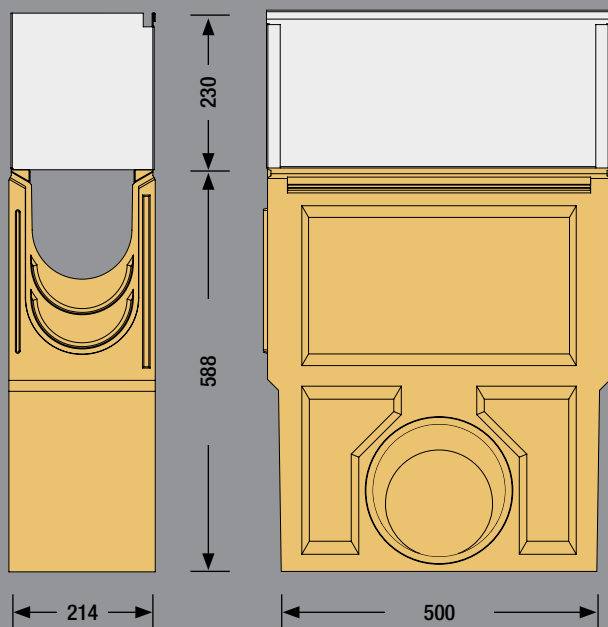
⑥



Product specifications Z-100	Lower channel section	Sump unit	Slotted top
Material	Resin concrete	Resin concrete	Galvanised/stainless steel
Length	50 cm and 100 cm	50 cm	50 cm and 100 cm
Width	21.4 cm	21.4 cm	21.4 cm
Height	18.8 cm	58.8 cm	23.0 cm
Slot width SW			1.25 cm
Shaft height SH			20.0 cm
Nominal width	150 mm	150 mm	
Load class	A 15 to D 400	A 15 to D 400	
Slope type	Constant invert		
Joint type	UNILINK® joint	UNILINK® joint	
Profile version			laterally flush slot

Product benefits

- + optimised self-cleaning with smooth-walled, downward-flaring shaft
- + rounded stabilisation bars
- + outward fold duplication for gap-free installation of the covering
- + variable surface design
- + optimal installation with UNILINK® joint system



SERVICE

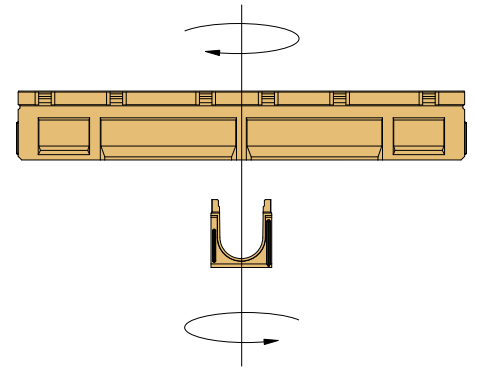
ANRIN provides custom solutions and possibilities for the contract business. Here you benefit from reliable cooperation with our technical office staff and good contact with the field staff. ANRIN is certified according to DIN EN ISO 9001.

ANRIN DIRECT CONTACT: +49 (0) 29 47.97 81-0



ANRIN UNILINK® joint

The optimised UNILINK® joint system eliminates the traditional differentiation between the beginning and end of the channel. Elements of an equal installation height can be joined in any arbitrary direction. The symmetrically divided half-joints enable the optional sealing of the splicing. Vertically aligned grooves and springs support an efficient installation: In the process, the installation alignment can be chosen arbitrarily! The flexibility in the design and installation phases enters a new dimension with the UNILINK® joint!



ANRIN sealing technology

The tightness of the channel joints plays an essential role for the functionality. With the ANRIN joint seal set, comprised of a sealer (poly sulphide based two-component sealant), a primer, a mixer column, incl. spiral and a hand pump sprayer, water-tight channel joints for special installation situations, such as petrol stations and facilities for the storage, filling and handling of water polluting substances can be made easily, quickly and safely.



ANRIN Installation information

With ANRIN drainage systems, accumulating rainwater should be drained safely and quickly. Moreover, the structural elements have the task of accommodating dynamic loads arising from traffic-related demands and dispersing


them to the area of the foundation. The following installation guidelines are schematic representations. These are provided as examples and are non-binding. The information provided here is based on our long-term experience

- 1 Paver surface/paving
- 2 Mortar bedding
- 3 Base course with hydraulic binder
- 4 Gravel base (frost-protection layer)
- 5 C12/15 concrete

All length specifications in millimetres

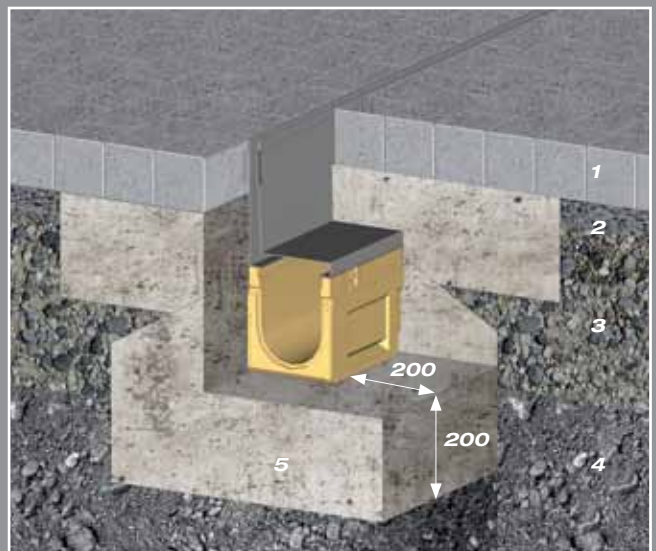
Z-100

on stair and façade connections with paver covering



Z-100

in paved surface



in excavation and road construction as well as the state-of-the-art technology. Despite this, designers and planners are always obligated to check the products and the installation instructions for their appropriateness.

The example details are simplified recommendations for execution. Constructions are to re-created on a project-specific basis. Special local conditions must be reviewed by the planner and the appropriate installation types must

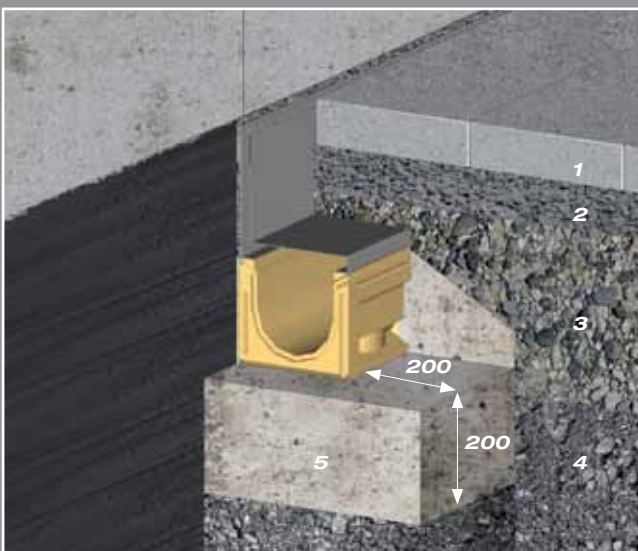
be taken into account. The indicated concrete qualities are minimum values. Requirements on frost and melt salt resistance must be factored in with the appropriate selection of concrete in accordance with DIN 1045 and/or 206-1.

The current guidelines and regulations of the state-of-the-art technology must be observed for the installation. For example, these are:

- DIN EN 1433 "Drainage channels for vehicular and pedestrian areas"
- DIN EN 19580 "Drainage channels for vehicular and pedestrian areas"
- RStO "Guidelines for the standardisation of the superstructure of vehicular areas"
- DIN EN 206-1 "Concrete. Specification, performance, production and conformity", to be observed, in particular: ZTV concrete StB 07 for the construction of base courses with hydraulic binders and concrete road wearing courses.
- (VOB) Part C DIN 18318 "Construction work on roadways"
- DIN EN 1045-2 "Concrete, reinforced and prestressed concrete structures. Part 2: Concrete – Specification, properties, production and conformity; Application rules for DIN EN 206-1"

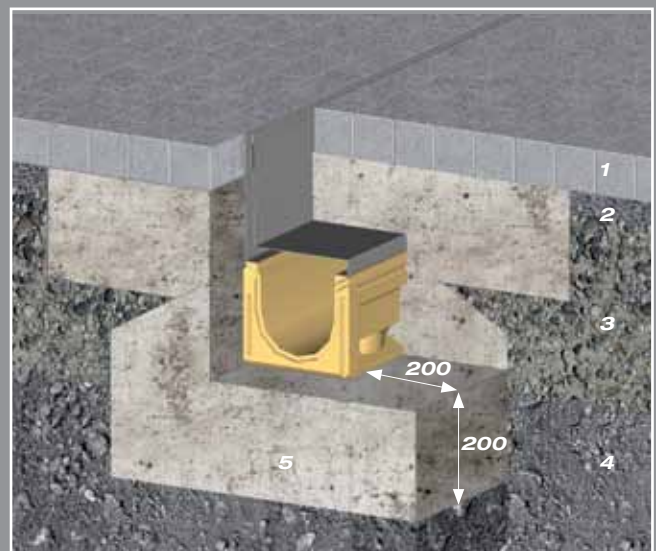
Z-150

**on stair and façade connections
with paver covering**



Z-150

in paved surface





We invite you to
discover more.

*Whether you are already planning a specific project
or simply want to learn more about the
general possibilities: Put our expertise to the test
and contact us.*

ANRIN GmbH
Siemensstraße 1
D-59609 Anröchte
Tel.: +49 (0) 29 47.97 81-0
Fax: +49 (0) 29 47.97 81-50
Email: info@anrin.com
Internet: www.anrin.com

Dealer stamp

